

# Reimagine McGill Community Survey

## Project Engagement

VIEWS	PARTICIPANTS	RESPONSES	COMMENTS
1,608	309	1,613	762

**\* To address the community's need for greater food access, the City of Concord is exploring options to offer local fruits and vegetables through a food hub, market, or other method. The goal is to reduce the barrier of fresh food access while providing residents with a pathway to healthier lifestyles.**

	Strongly Agree	Agree	Neutral	Disagree	Strongly Disagree
Do you feel this would be a good use of the space within the Gibson Village community?	57% Strongly Agree	25% Agree	9% Neutral	4% Disagree	5% Strongly Disagree

### Most proud of?

- 1) Gibson Mill
- 2) Community/Diversity
- 3) History/Architecture

### Visit most?

- 1) Gibson Mill
- 2) Greenway/Park Facility
- 3) Family/Friends

### Healthy Food Access?

- 1) Help personal health
- 2) Not much impact

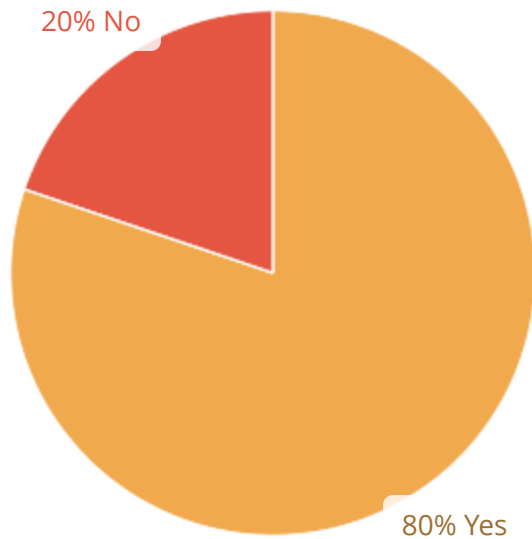
### Other uses for area?

- 1) Area for Food Trucks
- 2) Grocery
- 3) Park/Neighborhood Space.

There were 12 in-person participants who are included in the results. The top three results for the questions summarized above are the same for the Spanish Community.

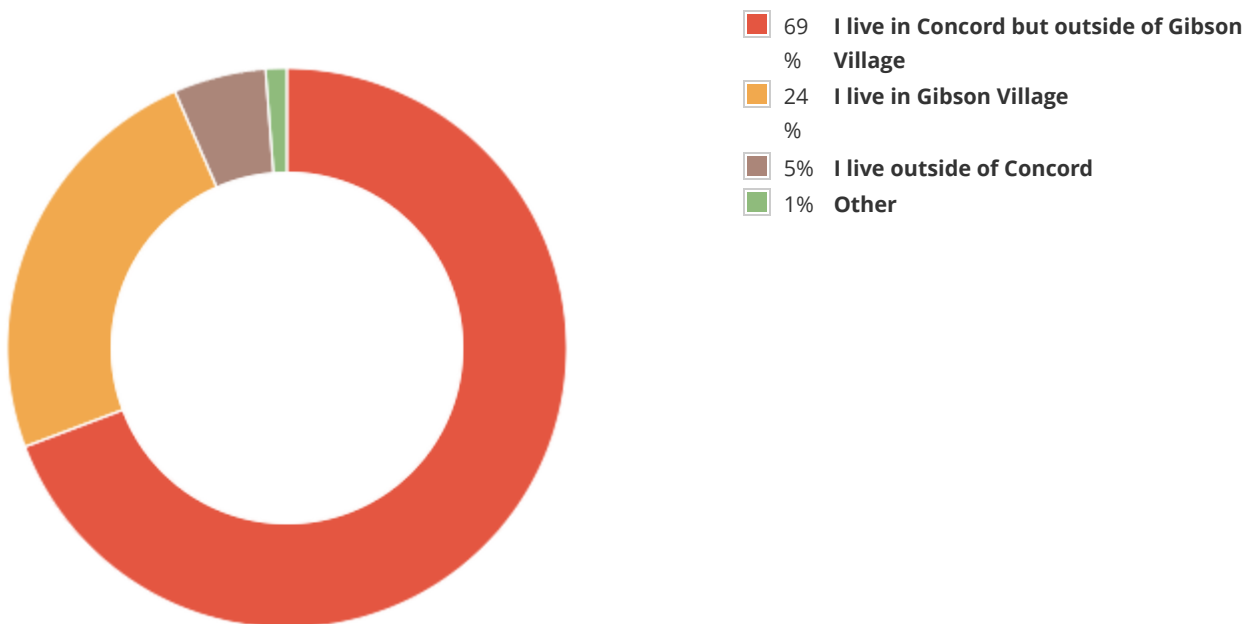
There were a total of 327 responses to the survey. This is English, Spanish, and public input session.

**\* The City of Concord is exploring the creation of a business training area or hub with the goal of supporting the development of local talent within the food and beverage industry. For example, supporting locals interested in opening their own food market or restaurant, or helping existing food and beverage small businesses grow. Do you agree with and support this goal?**



242 respondents

**Describe your relationship with the Gibson Village community?**



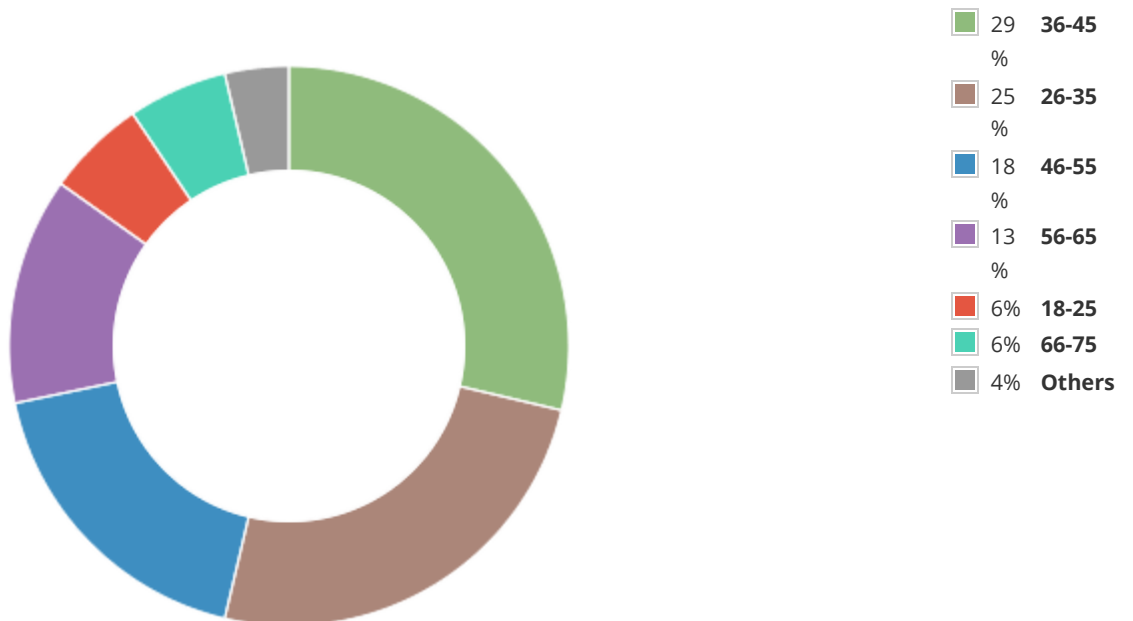
244 respondents

### What is your race/ethnicity?

67%	White	153 ✓
12%	Hispanic, Latino, or Spanish	27 ✓
12%	I prefer not to answer	27 ✓
11%	Black or African-American	26 ✓
2%	Other	5 ✓
0%	Asian	1 ✓
0%	American Indian or Alaska Native	1 ✓
0%	Native Hawaiian or Other Pacific Islander	0 ✓

229 Respondents

### What is your age?



244 respondents

### Is your household income above or below the amounts given for household size?

	<b>One Person \$55,850</b>	<b>Two Person \$63,800</b>	<b>Three Person \$71,800</b>	<b>Four Person \$79,750</b>	<b>Five Person \$86,150</b>	<b>Six Person \$92,550</b>	<b>Seven Person \$98,900</b>	<b>Eight Person \$105,300</b>
Above	20% One Person \$55,850	46% Two Person \$63,800	14% Three Person \$71,800	8% Four Person \$79,750	7% Five Person \$86,150	3% Six Person \$92,550	1% Seven Person \$98,900	1% Eight Person \$105,300
Same	38% One Person \$55,850	19% Two Person \$63,800	11% Three Person \$71,800	9% Four Person \$79,750	9% Five Person \$86,150	5% Six Person \$92,550	3% Seven Person \$98,900	6% Eight Person \$105,300
Below	39% One Person \$55,850	20% Two Person \$63,800	10% Three Person \$71,800	6% Four Person \$79,750	7% Five Person \$86,150	7% Six Person \$92,550	2% Seven Person \$98,900	9% Eight Person \$105,300
N/A	38% One Person \$55,850	21% Two Person \$63,800	10% Three Person \$71,800	6% Four Person \$79,750	10% Five Person \$86,150	2% Six Person \$92,550	2% Seven Person \$98,900	10% Eight Person \$105,300

169 respondents